



VRLA Rechargeable Battery

MSB-1000 (MSB-1000FR)

(2V, 1000Ah)



FEATURES

- Sealed structure, no electrolyte leakage or spill.
- High performance alloy to secure corrosion-proof feature.
- Unique electrolyte system achieves maximum service life.
- Low self-discharge rate, lower than 3% capacity loss per month.
- Special paste formula promotes the good charging acceptance.
- Electrolyte with gel technology.

APPLICATION

- Telecom
- UPS
- Central Office
- Energy Storage Systems



SPECIFICATIONS

Nominal Voltage	2 V
Nominal Capacity	1000Ah @ 10 hour rate F.V.(1.80V/cell)
Approx. Weight	72.0Kg(158.7lbs.)
Terminals	B6 (Fitting M8 bolt & nut) I3 is optional
Internal Resistance	≤ 0.5m Ω (Fully Charged)
Max. Discharge Current	4000 A (5 sec.)
Max. Charge Current	250 A
Operating Temperature Range	Charge : 0°C~40°C(32°F~104°F) Discharge : -20°C~50°C(-4°F~122°F) Storage. : -20°C~40°C(-4°F~104°F)
Safety Valve	Opening pressure 10~35 kPa
Container Material	ABS(UL94-HB, UL94-V0 is optional)

ISO 9001



ISO14001



UL



TLC



TSE



- IEC60896-21/22
- JIS C 8704-2
- GB/T19638.2
- YD/T799

DIMENSION(mm/inch)

OUTER DIMENSIONS

TERMINAL TYPE

Length

475±2.0 (18.70±0.08)

Width

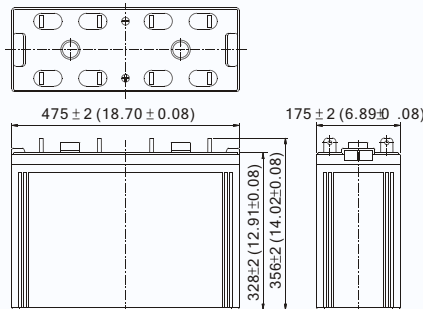
175±2.0 (6.89±0.08)

Container Height

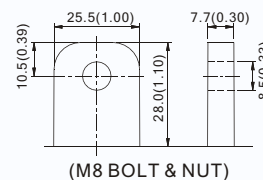
328±2.0 (12.91±0.08)

Total Height

356±2.0 (14.02±0.08)

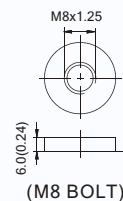


Terminal B6



Terminal Hardware Initial Torque: 10.0 Nm ± 5%

Terminal I3



Constant power discharge characteristics at 25 °C/77 °F

Unit: W

F.V. (V/cell) \ Discharge Time	30 Min	1 Hr	2 Hr	3 Hr	4 Hr	5 Hr	6 Hr	8 Hr	10 Hr	12 Hr	20 Hr
1.85V	1311.5	900.0	579.0	451.0	350.5	302.0	269.0	222.5	186.0	161.20	100.44
1.80V	1455.0	990.0	625.0	477.7	386.0	329.0	286.5	238.0	196.9	168.98	105.33
1.75V	1594.0	1050.0	662.5	503.0	404.4	344.0	299.0	245.5	205.6	174.77	108.46
1.70V	1750.0	1120.0	685.0	520.2	412.5	352.5	306.5	250.5	212.5	178.85	110.25
1.65V	1880.0	1155.0	695.0	530.8	421.0	357.5	312.5	255.0	215.5	181.38	111.18
1.60V	1917.5	1165.0	705.0	535.8	426.0	362.5	314.0	258.0	217.5	182.22	111.50

Constant current discharge characteristics at 25 °C/77 °F

Unit: A

F.V. (V/cell) \ Discharge Time	30 Min	1 Hr	2 Hr	3 Hr	4 Hr	5 Hr	6 Hr	8 Hr	10 Hr	12 Hr	20 Hr
1.85V	700.0	480.0	305.0	235.8	185.0	156.6	135.0	110.0	93.5	81.03	50.49
1.80V	780.0	530.0	330.0	250.0	204.0	170.0	145.0	121.0	100.0	85.83	53.50
1.75V	861.5	565.0	351.5	264.7	214.0	180.0	155.0	126.5	105.5	89.68	55.65
1.70V	955.0	606.0	366.5	275.9	219.5	186.0	160.0	131.0	109.5	92.16	57.25
1.65V	1022.5	630.5	376.5	285.1	225.0	191.0	166.0	135.0	111.5	93.35	58.00
1.60V	1075.0	646.5	387.5	291.2	229.0	194.0	167.5	137.5	112.5	94.22	58.15

All data shall be changed without prior notice, BB reserves the right to explain and update the information contained herein.